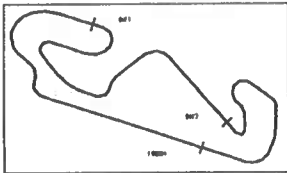




POWERED BY



Barcelona, Length: 4657m

Result List

Final Classification

30 September 2023 16:50:00

Stewards / Race Management

STEWARD	Steve Burns
STEWARD	Wim Cools
STEWARD	Enric Arrazola
RACE DIRECTOR	Joel Do Vale
CLERK OF THE COURSE	Albert Udina
TECHNICAL DELEGATE	Jean Marie Beauloye
CHIEF TIMEKEEPER	Daniel Schulze

Weather Start/Finish

AIR	29.2°C
TRACK	40.9°C
CONDITIONS	Dry
PRESSURE	1007 hPa
AIR	28.8°C
TRACK	36.4°C
CONDITIONS	Dry
PRESSURE	1007 hPa

Track Information

GREEN FLAG	16:48:54
CHEQUERED FLAG	17:49:07
SAFETY CAR PHASE	2
FULL COURSE YELLOW PHASE	1
TRACK NAME	Barcelona
TRACK LENGTH	4657m
TURN COUNT	14
TOTAL DISTANCE	130.39km
FASTEST LAP:	#77. RAT - 1:50.148

STARTED: 42 CLASSIFIED: 37 NOT CLASSIFIED: 5 DISQUALIFIED: 0


Nr. Drivers	Team	Laps	Total Time	Gap	Kph	Lap	Time	Kph
Cl. Car	Entrant							
1 77 J.Rattican/T.Emson Silver McLaren Artura GT4	Elite Motorsport with Entire Race Engineering Elite Motorsport	28	1:00:14.292		129.3	10	1:50.148	152.2
2 3 B.Lariche/R.Consani Silver Audi R8 LMS GT4	Team Speedcar Robert Consani	28	1:00:14.617	0.325	129.4	11	1:50.857	151.2
3 36 A.Leclerc/J.Bouvet PAM Alpine A110 GT4 EVO	Code Racing Development Jean-Bernard BOUVET	28	1:00:15.595	1.303	129.3	9	1:50.813	151.2
4 78 J.Mitchell/A.Denning Silver McLaren Artura GT4	Elite Motorsport with Entire Race Engineering Elite Motorsport	28	1:00:15.886	1.594	129.3	9	1:50.431	151.8
5 8 A.Potty/E.Cheli Silver Toyota GR Supra GT4 EVO	Xwift Racing Events Xwift Racing Events	28	1:00:16.277	1.985	129.3	12	1:51.198	150.7
6 110 P.Cauhaupé/S.Tirman Silver Alpine A110 GT4 EVO	Autosport GP LS Group Performance Simon Tirman	28	1:00:16.677	2.385	129.4	15	1:51.441	150.4
7 2 M.Schrey/G.Plana Silver BMW M4 GT4 G82	Hofor Racing by Bonk Motorsport Bonk Motorsport GmbH	28	1:00:16.922	2.630	129.5	15	1:51.138	150.8
8 42 G.Gullvert/C.Hamon PAM Audi R8 LMS GT4	Sainteloc Junior Team Sainteloc Junior Team	28	1:00:17.749	3.457	129.4	14	1:51.140	150.8
9 11 E.Jouille/Y.Gedik Silver BMW M4 GT4 G82	Borusan Otomotiv Motorsport Borusan Otomotiv Motorsport	28	1:00:17.917	3.625	129.5	8	1:50.941	151.1
10 12 T.Edgar/B.Besler Silver BMW M4 GT4 G82	Borusan Otomotiv Motorsport Borusan Otomotiv Motorsport	28	1:00:18.639	4.347	129.6	14	1:51.291	150.6
11 15 A.Papadopoulos/L.Ibanez Silver Mercedes-AMG GT4	NM Racing Team NM Racing Team	28	1:00:18.904	4.612	129.6	19	1:51.670	150.1
12 22 A.Hartvig/N.Schaap Silver Porsche 718 Cayman GT4 RS CS	Allied Racing Allied Racing GmbH	28	1:00:19.124	4.832	129.2	9	1:51.160	150.8
13 55 L.Hurgon/A.Ferte AM Alpine A110 GT4 EVO	Autosport GP LS Group Performance Laurent Hurgon	28	1:00:20.192	5.900	129.3	9	1:51.257	150.6
14 74 V.Weyrich/M.Villagomez Silver Aston Martin Vantage AMR GT4	Racing Spirit of Léman Racing Spirit of Léman	28	1:00:21.325	7.033	129.4	11	1:51.439	150.4
15 17 D.Rappange/L.Zaenen Silver Chevrolet Camaro GT4.R	V8 Racing V8 Racing	28	1:00:23.478	9.186	129.3	11	1:51.108	150.8
16 20 D.Bulatov/L.Mayer PAM Mercedes-AMG GT4	EastSide Motorsport EastSide Motorsport	28	1:00:24.662	10.370	129.1	13	1:51.420	150.4
17 53 D.Meloni/P.Meloni AM BMW M4 GT4 G82	W&D Racing Team W&D Racing Team Srl	28	1:00:25.409	11.117	129.2	13	1:51.726	150.0
18 23 S.Bostandjiev/P.Lefterov Silver Porsche 718 Cayman GT4 RS CS	Overdrive Racing MC Overdrive Racing	28	1:00:25.607	11.315	129.3	14	1:51.847	149.8
19 19 A.Bäckman/J.Bäckman Silver Aston Martin Vantage AMR GT4	Racing One racing one GmbH	28	1:00:27.007	12.715	129.2	10	1:52.034	149.6
20 4 M.De Fulgencio Farre/P.Gogolok Silver Mercedes-AMG GT4	BCMC Motorsport powered by EastSide Motorsport BCMC Motorsport powered by EastSide Motorsport	28	1:00:27.287	12.995	129.0	9	1:51.469	150.4
21 94 I.Ekelchik/N.Möller-Madsen Silver Porsche 718 Cayman GT4 RS CS	SRS Team Sorg Rennsport Sorg Rennsport GmbH	28	1:00:28.131	13.839	129.5	9	1:51.671	150.1



STEWARDS

LOG NR

55/6



Barcelona, Length: 4657m

Fanatec GT WorldChEU pwr'd by AWS Endurance Cup Round 9

GT4 European Series pwr'd by Rafa Racing Club

Race 1



Class Result List

Final Classification

30 September 2023 16:50:00

Stewards / Race Management

STEWARD	Steve Burns
STEWARD	Wim Cools
STEWARD	Enric Arrazola
RACE DIRECTOR	Joel Do Vale
CLERK OF THE COURSE	Albert Udina
TECHNICAL DELEGATE	Jean Marie Beauloye
CHIEF TIMEKEEPER	Daniel Schulze

Weather Start/Finish

AIR	29.2°C
TRACK	40.9°C
CONDITIONS	Dry
PRESSURE	1007 hPa
AIR	28.8°C
TRACK	36.4°C
CONDITIONS	Dry
PRESSURE	1007 hPa

Track Information

GREEN FLAG	16:48:54
CHEQUERED FLAG	17:49:07
SAFETY CAR PHASE	2
FULL COURSE YELLOW PHASE	1
TRACK NAME	Barcelona
TRACK LENGTH	4657m
TURN COUNT	14
TOTAL DISTANCE	130.39km
FASTEST LAP:	#77. RAT - 1:50.148

STARTED: 42 CLASSIFIED: 37 NOT CLASSIFIED: 5 DISQUALIFIED: 0

Nr. Drivers	Team	Laps	Total Time	Gap	Kph	Lap	Time	Kph
Car	Entrant							

CLASS: AM Cup

Started: 8

Classified: 6

Not Classified: 2

1	55 L.Hurgon/A.Ferte	Autosport GP LS Group Performance	28	1:00:20.192		129.3	9	1:51.257	150.6
	Alpine A110 GT4 EVO	Laurent Hurgon							
2	53 D.Meloni/P.Meloni	W&D Racing Team	28	1:00:25.409	5.217	129.2	13	1:51.726	150.0
	BMW M4 GT4 G82	W&D Racing Team Srl							
3	10 J.Piguet/A.Varutti	AVR-AVVATAR	28	1:00:30.876	10.684	129.2	8	1:51.819	149.9
	Porsche 718 Cayman GT4 RS CS	Julien Piguet							
4	75 I.Jacoma/N.Leutwiler	Centri Porsche Ticino	28	1:00:31.303	11.111	129.1	10	1:52.008	149.6
	Porsche 718 Cayman GT4 RS CS	Amag First Rennsport							
5	21 J.Dominici/J.Leandri	Chazel Technologie Course	28	1:00:38.102	17.910	129.0	9	1:52.498	149.0
	Alpine A110 GT4 EVO	Jean-Paul Dominici							
6	72 K.Jimenez/F.Grizard	GPA Racing	26	1:01:29.981	2LAPS	117.6	10	1:52.618	148.8
	Aston Martin Vantage AMR GT4	Florent Grizard							

Not classified

442 G.Xavier/C.Dawson	W&S Motorsport
Porsche 718 Cayman GT4 RS CS	W&S Motorsport GmbH
13 I.Tzonev/J.Bölling	Overdrive Racing
Porsche 718 Cayman GT4 RS CS	MC Overdrive Racing

Fastest lap of the class. Car 55 driver Laurent Hurgon on lap 9. Time 1:51.257, average speed 150.6 km/h.

CLASS: Pro-AM Cup

Started: 14

Classified: 11

Not Classified: 3

1	36 A.Leclerc/J.Bouvet	Code Racing Development	28	1:00:15.595		129.3	9	1:50.813	151.2
	Alpine A110 GT4 EVO	Jean-Bernard BOUVET							
2	42 G.Guilvert/C.Hamon	Sainteloc Junior Team	28	1:00:17.749	2.154	129.4	14	1:51.140	150.8
	Audi R8 LMS GT4	Sainteloc Junior Team							
3	20 D.Bulatov/L.Mayer	EastSide Motorsport	28	1:00:24.662	9.067	129.1	13	1:51.420	150.4
	Mercedes-AMG GT4	EastSide Motorsport							
4	67 P.Petit/G.Faessel	Sainteloc Junior Team	28	1:00:32.121	16.526	129.0	13	1:51.652	150.1
	Audi R8 LMS GT4	Sainteloc Junior Team							
5	39 V.Hasse-Clot/B.Detout	GPA Racing	28	1:00:33.097	17.502	129.0	13	1:51.640	150.1
	Aston Martin Vantage AMR GT4	Baudouin Detout							
6	44 O.Kristensen/J.Wallace	Allied Racing	28	1:00:33.567	17.972	129.0	10	1:51.823	149.9
	Porsche 718 Cayman GT4 RS CS	Allied Racing GmbH							
7	32 D.Dickerson/T.Hagler	W&S Motorsport	28	1:00:34.865	19.270	129.0	14	1:52.136	149.5
	Porsche 718 Cayman GT4 RS CS	W&S Motorsport GmbH							
8	76 A.Fontana/P.Hofmann	Centri Porsche Ticino	28	1:00:44.647	29.052	128.4	9	1:51.474	150.3
	Porsche 718 Cayman GT4 RS CS	Amag First Rennsport							
9	18 L.Stegmann/M.Lungstrass	TSR Team Spirit Racing	28	1:00:45.012	29.417	128.7	10	1:52.715	148.7
	Aston Martin Vantage AMR GT4	racing one GmbH							

ver: 3.0

Page 1/3 printed: 30.9.2023 19:54

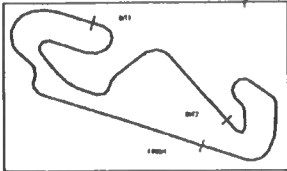


THANK YOU FOR CONSIDERING THE ENVIRONMENT BEFORE PRINTING THIS DOCUMENT

STEWARDS

LOG NR

55/cl



Barcelona, Length: 4657m

Fanatec GT WorldChEU pwr'd by AWS Endurance Cup Round 9

GT4 European Series pwr'd by Rafa Racing Club

Race 1



Class Result List

Final Classification

30 September 2023 16:50:00

Nr.	Drivers	Team	Laps	Total Time	Gap	Kph	Lap	Time	Kph
	Car	Entrant							
18	48 B.Voisin/L.Meric Aston Martin Vantage AMR GT4	GPA Racing Bailey Voisin	25	53:28.913	3LAPS	130.3	9	1:51.274	150.6
19	93 R.Dori/S.Paulet Porsche 718 Cayman GT4 RS CS	SRS Team Sorg Rennsport Sorg Rennsport GmbH	23	48:53.798	5LAPS	131.5	13	1:52.144	149.4
20	5 J.Day/R.del Sarte Aston Martin Vantage AMR GT4	Mirage Racing Ruben del Sarte	20	42:30.704	8LAPS	130.9	12	1:50.678	151.4

Fastest lap of the class. Car 77 driver Josh Rattican on lap 10. Time 1:50.148, average speed 152.2 km/h.

Following stewards decision no. 16 - 10s penalty for the car no. 94
 Following stewards decision no. 17 - 5s penalty for the car no. 17
 Following stewards decision no. 18 - 5s penalty for the car no. 74
 Following stewards decision no. 21 - 5s penalty for the car no. 35

Steward: Steve Burns 	Steward: Wim Cools 	Steward: Enric Arrazola
--------------------------	------------------------	-----------------------------

ver: 3.0

Page 3/ 3 printed: 30.9.2023 19:54



THANK YOU FOR CONSIDERING THE ENVIRONMENT BEFORE PRINTING THIS DOCUMENT