

F4 Spanish Championship
 Circuit de Barcelona - Catalunya
 Qualifying

Provisional Classification

Nr.	Driver	Nat	Team	Car	Time	Lap Total	Gap	Kph
1	10 ALEXANDER SMOLYAR	RUS	SMP RACING	TATUUS T014	1:47.341	13 15	- -	156.1
2	12 BENT VISCAAL	NLD	MP MOTORSPORT	TATUUS T014	1:48.211	12 13	+0.870 +0.870	154.9
3	7 NIKITA VOLEGOV	RUS	SMP RACING	TATUUS T014	1:48.333	12 15	+0.992 +0.122	154.7
4	5 CHRISTIAN LUNGAARD	DEN	MP MOTORSPORT	TATUUS T014	1:48.455	10 12	+1.114 +0.122	154.5
5	58 JAVIER GONZALEZ	MEX	DRIVEX SCHOOL	TATUUS T014	1:48.480	15 15	+1.139 +0.025	154.5
6	19 MARTA GARCIA	ESP	MP MOTORSPORT	TATUUS T014	1:48.652	12 12	+1.311 +0.172	154.2
7	8 LUKAS DUNNER	AUT	MP MOTORSPORT	TATUUS T014	1:48.787	12 12	+1.446 +0.135	154.0
8	18 GUILLEM PUJEU	ESP	FA RACING	TATUUS T014	1:48.864	12 12	+1.523 +0.077	153.9
9	22 SAMI-MATTI TROGEN	FIN	SMP RACING	TATUUS T014	1:48.885	14 15	+1.544 +0.021	153.9
10	88 IVAN BERETS	RUS	DRIVEX SCHOOL	TATUUS T014	1:49.237	12 14	+1.896 +0.352	153.4
11	99 JAKES CAQUETTE	CAN	DRIVEX SCHOOL	TATUUS T014	1:49.782	14 14	+2.441 +0.545	152.6
12	17 NAZIM AZMAN	MYS	MP MOTORSPORT	TATUUS T014	1:51.803	6 6	+4.462 +2.021	149.9

Fastest Lap	Lap 13	ALEXANDER SMOLYAR	1:47.341	156.1 Kph
--------------------	--------	-------------------	----------	-----------

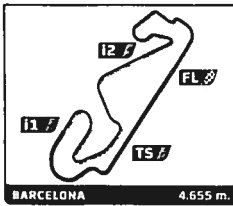
Qualifying Time: 1:58.075

Published at: 09:36

Track Status: **DRY**

Race Director:

Timekeeper:



F4 Spanish Championship
 Circuit de Barcelona - Catalunya
 Qualifying

Provisional Classification by 2nd Fastest Lap

Driver	Team	Vehicle	Time	Gap
1 10 ALEXANDER SMOLYAR	SMP RACING	TATUUS T014	1:47.476	-
2 12 BENT VISCAAL	MP MOTORSPORT	TATUUS T014	1:48.361	+0.885
3 7 NIKITA VOLEGOV	SMP RACING	TATUUS T014	1:48.370	+0.894
4 58 JAVIER GONZALEZ	DRIVEX SCHOOL	TATUUS T014	1:48.800	+1.324
5 5 CHRISTIAN LUNGAARD	MP MOTORSPORT	TATUUS T014	1:48.820	+1.344
6 19 MARTA GARCIA	MP MOTORSPORT	TATUUS T014	1:48.854	+1.378
7 8 LUKAS DUNNER	MP MOTORSPORT	TATUUS T014	1:48.960	+1.484
8 22 SAMI-MATTI TROGEN	SMP RACING	TATUUS T014	1:49.097	+1.621
9 18 GUILLEM PUJEU	FA RACING	TATUUS T014	1:49.135	+1.659
10 88 IVAN BERETS	DRIVEX SCHOOL	TATUUS T014	1:49.319	+1.843
11 99 JAKES CAQUETTE	DRIVEX SCHOOL	TATUUS T014	1:49.942	+2.466
12 17 NAZIM AZMAN	MP MOTORSPORT	TATUUS T014	1:56.011	+8.535

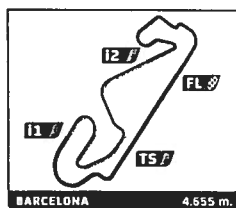
Fastest Lap	Lap 13	ALEXANDER SMOLYAR	1:47.341	156.1 Kph
--------------------	--------	-------------------	----------	-----------

Published at: 09:36

Track Status: **DRY**

Race Director:

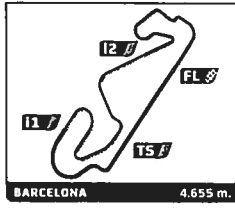
Timekeeper:



F4 Spanish Championship
 Circuit de Barcelona - Catalunya
 Qualifying

Best Sector Times

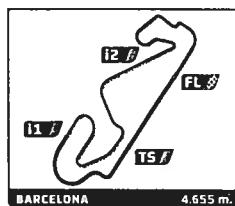
SECTOR 1			SECTOR 2		SECTOR 3		Pos	Driver	Ideal Lap	Best Lap
Pos	Driver	Time	Driver	Time	Driver	Time				
1	10 A.SMOLYAR	31.592	10 A.SMOLYAR	40.937	10 A.SMOLYAR	34.728	1	10 A.SMOLYAR	1:47.257	1:47.341 (1)
2	58 J.GONZALEZ	31.729	12 B.VISCAAL	41.195	5 C.LUNGAARD	35.114	2	12 B.VISCAAL	1:48.211	1:48.211 (2)
3	7 N.VOLEGOV	31.838	7 N.VOLEGOV	41.195	12 B.VISCAAL	35.159	3	7 N.VOLEGOV	1:48.247	1:48.333 (3)
4	18 G.PUJEU	31.841	5 C.LUNGAARD	41.356	7 N.VOLEGOV	35.214	4	5 C.LUNGAARD	1:48.417	1:48.455 (4)
5	12 B.VISCAAL	31.857	19 M.GARCIA	41.450	22 S.TROGEN	35.254	5	58 J.GONZALEZ	1:48.480	1:48.480 (5)
6	19 M.GARCIA	31.885	58 J.GONZALEZ	41.468	58 J.GONZALEZ	35.283	6	19 M.GARCIA	1:48.630	1:48.652 (6)
7	8 L.DUNNER	31.937	8 L.DUNNER	41.488	19 M.GARCIA	35.295	7	8 L.DUNNER	1:48.726	1:48.787 (7)
8	5 C.LUNGAARD	31.947	18 G.PUJEU	41.495	8 L.DUNNER	35.301	8	18 G.PUJEU	1:48.847	1:48.864 (8)
9	88 I.BERETS	32.003	22 S.TROGEN	41.553	88 I.BERETS	35.301	9	22 S.TROGEN	1:48.885	1:48.885 (9)
10	22 S.TROGEN	32.078	88 I.BERETS	41.815	18 G.PUJEU	35.511	10	88 I.BERETS	1:49.119	1:49.237 (10)
11	99 J.CAQUETTE	32.196	99 J.CAQUETTE	41.873	99 J.CAQUETTE	35.679	11	99 J.CAQUETTE	1:49.748	1:49.782 (11)
12	17 N.AZMAN	32.750	17 N.AZMAN	42.740	17 N.AZMAN	36.313	12	17 N.AZMAN	1:51.803	1:51.803 (12)



F4 Spanish Championship
 Circuit de Barcelona - Catalunya
 Qualifying

Best Top Speeds

Driver	Team	Top 1		Top 2		Top 3		Top 4		Top 5		Avg
		Kph	Lap	Kph	Lap	Kph	Lap	Kph	Lap	Kph	Lap	
10 ALEXANDER SMOLYAR	SMP RACING	232.6	15	232.1	14	231.1	13	230.6	11	230.6	12	231,4
5 CHRISTIAN LUNGAARD	MP MOTORSPORT	231.1	3	228.2	11	228.2	10	228.2	8	227.7	12	228,7
58 JAVIER GONZALEZ	DRIVEX SCHOOL	231.1	14	230.6	13	230.1	12	229.6	15	229.2	11	230,1
88 IVAN BERETS	DRIVEX SCHOOL	230.6	11	230.1	12	229.6	14	229.2	13	226.8	5	229,3
18 GUILLEM PUJEU	FA RACING	229.6	12	229.6	11	229.6	10	229.6	9	229.6	8	229,6
12 BENT VISCAAL	MP MOTORSPORT	229.6	13	228.7	12	228.2	11	227.7	9	227.2	10	228,3
8 LUKAS DUNNER	MP MOTORSPORT	229.2	9	228.7	12	228.7	11	228.7	7	228.2	6	228,7
99 JAKES CAOUCETTE	DRIVEX SCHOOL	229.2	12	228.7	14	228.7	13	228.7	10	228.2	6	228,7
7 NIKITA VOLEGOV	SMP RACING	229.2	12	228.2	11	227.2	15	227.2	5	226.8	10	227,7
19 MARTA GARCIA	MP MOTORSPORT	228.2	12	228.2	11	228.2	10	228.2	9	227.7	8	228,1
17 NAZIM AZMAN	MP MOTORSPORT	227.2	6	225.8	4	224.0	3	221.7	2	126.0	5	204,9
22 SAMI-MATTI TROGEN	SMP RACING	225.8	11	225.8	14	224.9	15	224.9	12	224.9	10	225,3



F4 Spanish Championship
 Circuit de Barcelona - Catalunya
 Qualifying

Fastest Lap Sequence

Practice Time	Driver	Team	Car	Class	Time	Kph	Lap
4:39.260	22 SAMI-MATTI TROGEN	SMP RACING	TATUUS T014		1:56.464	143.9	2
4:43.022	58 JAVIER GONZALEZ	DRIVEX SCHOOL	TATUUS T014		1:55.175	145.5	2
4:59.091	7 NIKITA VOLEGOV	SMP RACING	TATUUS T014		1:54.172	146.8	2
6:32.401	22 SAMI-MATTI TROGEN	SMP RACING	TATUUS T014		1:53.141	148.1	3
6:36.081	58 JAVIER GONZALEZ	DRIVEX SCHOOL	TATUUS T014		1:53.059	148.2	3
6:41.971	10 ALEXANDER SMOLYAR	SMP RACING	TATUUS T014		1:51.535	150.2	3
6:50.545	7 NIKITA VOLEGOV	SMP RACING	TATUUS T014		1:51.454	150.4	3
8:27.192	58 JAVIER GONZALEZ	DRIVEX SCHOOL	TATUUS T014		1:51.111	150.8	4
8:31.523	10 ALEXANDER SMOLYAR	SMP RACING	TATUUS T014		1:49.552	153.0	4
10:20.029	10 ALEXANDER SMOLYAR	SMP RACING	TATUUS T014		1:48.506	154.4	5
25:59.872	7 NIKITA VOLEGOV	SMP RACING	TATUUS T014		1:48.333	154.7	12
26:10.520	10 ALEXANDER SMOLYAR	SMP RACING	TATUUS T014		1:47.903	155.3	12
27:57.861	10 ALEXANDER SMOLYAR	SMP RACING	TATUUS T014		1:47.341	156.1	13

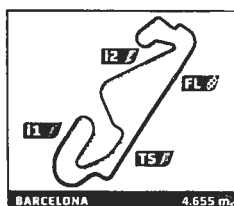


F4 Spanish Championship
Circuit de Barcelona - Catalunya
Qualifying

Analysis

■ Personal Best ■ Session Best B Crossing the finish line in pit lane

Lap	Time	Sector 1	Sector 2	Sector 3	T. Spd	Elapsed	Lap	Time	Sector 1	Sector 2	Sector 3	T. Spd	Elapsed
5 CHRISTIAN LUNGAARD DEN													
MP MOTORSPORT TATUUS T014													
1	11:01.271	9:33.829	48.468	38.974	156.5	11:01.271	7	4:38.967	3:15.804	45.609	37.554	128.6	16:56.224
2	1:55.496	34.252	44.419	36.825	220.8	12:56.767	8	1:56.230	36.907	43.271	36.052	168.3	18:52.454
3	1:51.617	32.806	42.635	36.176	231.1	14:48.384	9	1:51.394	33.039	42.523	35.832	229.2	20:43.848
4	1:50.321	32.461	42.106	35.754	225.8	16:38.705	10	1:49.014	32.044	41.779	35.191	230.1	22:32.862
5	1:51.722	32.208	43.720	35.794	226.8	18:30.427	11	1:49.755	32.013	42.635	35.107	230.6	24:22.617
6	1:49.397	32.215	41.814	35.368	226.8	20:19.824	12	1:47.903	31.738	41.207	34.958	230.6	26:10.520
7	1:49.143	32.156	41.700	35.287	227.7	22:08.967	13	1:47.341	31.605	41.008	34.728	231.1	27:57.861
8	1:53.361	32.425	44.128	36.808	228.2	24:02.328	14	1:47.476	31.592	40.982	34.902	232.1	29:45.337
9	1:48.820	32.169	41.537	35.114	227.7	25:51.148	15	2:00.961B	31.615	40.937	48.409	232.6	31:46.298
10	1:48.455	31.947	41.356	35.152	228.2	27:39.603							
11	1:51.933	32.040	41.850	38.043	228.2	29:31.536							
12	1:49.040	32.189	41.574	35.277	227.7	31:20.576							
7 NIKITA VOLEGOV RUS													
SMP RACING TATUUS T014													
1	3:04.919	1:39.007	47.988	37.924	134.8	3:04.919							
2	1:54.172	33.680	43.506	36.986	223.1	4:59.091							
3	1:51.454	32.713	42.577	36.164	224.4	6:50.545							
4	1:50.312	32.386	42.096	35.830	226.3	8:40.857							
5	1:49.659	32.196	41.820	35.643	227.2	10:30.516							
6	1:57.709B	32.195	42.291	43.223	226.3	12:28.225							
7	4:21.295	2:58.375	45.212	37.708	142.6	16:49.520							
8	1:53.204	33.644	43.212	36.348	224.9	18:42.724							
9	1:50.644	32.818	42.141	35.685	226.3	20:33.368							
10	1:49.557	32.297	41.667	35.593	226.8	22:22.925							
11	1:48.614	31.845	41.417	35.352	228.2	24:11.539							
12	1:48.333	31.924	41.195	35.214	229.2	25:59.872							
13	1:48.370	31.838	41.226	35.306	226.8	27:48.242							
14	1:48.743	31.848	41.471	35.424	226.8	29:36.985							
15	1:48.561	31.897	41.365	35.299	227.2	31:25.546							
8 LUKAS DUNNER AUT													
MP MOTORSPORT TATUUS T014													
1	9:42.548	8:08.641	52.874	41.033	166.8	9:42.548							
2	2:11.625	40.559	51.711	39.355	178.8	11:54.173							
3	1:58.875	38.729	43.458	36.688	150.9	13:53.048							
4	1:51.938	32.909	42.861	36.168	225.8	15:44.986							
5	1:50.656	32.415	42.318	35.923	226.8	17:35.642							
6	1:50.595	32.947	42.072	35.576	228.2	19:26.237							
7	1:50.010	32.460	41.944	35.606	228.7	21:16.247							
8	1:49.911	32.564	41.947	35.400	228.2	23:06.158							
9	1:49.146	32.133	41.646	35.367	229.2	24:55.304							
10	1:49.248	32.012	41.702	35.534	228.2	26:44.552							
11	1:48.960	31.837	41.655	35.368	228.7	28:33.512							
12	1:48.787	31.998	41.488	35.301	228.7	30:22.299							
10 ALEXANDER SMOLYAR RUS													
SMP RACING TATUUS T014													
1	2:53.494	1:25.267	47.495	40.732	130.8	2:53.494							
2	1:56.942	33.199	43.699	40.044	225.4	4:50.436							
3	1:51.535	32.971	42.664	35.900	227.2	6:41.971							
4	1:49.552	32.306	41.886	35.360	228.2	8:31.523							
5	1:48.506	32.007	41.386	35.113	230.1	10:20.029							
6	1:57.228B	32.034	42.101	43.093	230.6	12:17.257							
12 BENT VISCAAL NLD													
MP MOTORSPORT TATUUS T014													
1	9:26.305	8:00.402	47.100	38.803	168.3	9:26.305							
2	1:56.174	34.447	44.494	37.233	219.0	11:22.479							
3	1:52.536	33.299	43.066	36.171	221.7	13:15.015							
4	1:51.144	32.679	42.452	36.013	223.1	15:06.159							
5	1:51.324	32.536	42.232	36.556	224.4	16:57.483							
6	1:50.666	32.778	42.339	35.549	226.3	18:48.149							
7	1:50.095	32.646	41.941	35.508	226.8	20:38.244							
8	1:50.314	32.711	41.889	35.714	227.2	22:28.558							
9	1:49.728	32.482	41.941	35.305	227.7	24:18.286							
10	1:48.752	32.045	41.452	35.255	227.2	26:07.038							
11	1:48.361	31.924	41.264	35.173	228.2	27:55.399							
12	1:48.211	31.857	41.195	35.159	228.7	29:43.610							
13	1:50.208	31.885	41.661	36.662	229.6	31:33.818							
17 NAZIM AZMAN MYS													
MP MOTORSPORT TATUUS T014													
1	12:36.428	...	51.786	40.726	124.8	12:36.428							
2	1:59.537	35.241	46.279	38.017	221.7	14:35.965							
3	1:56.011	34.383	44.594	37.034	224.0	16:31.976							
4	9:16.912B	7:34.471	53.763	48.678	225.8	25:48.888							
5	3:50.592	2:26.637	46.802	37.153	126.0	29:39.480							
6	1:51.803	32.750	42.740	36.313	227.2	31:31.283							
18 GUILLEM PUJEU ESP													
FA RACING TATUUS T014													
1	10:12.229	8:40.382	51.864	39.983	156.7	10:12.229							
2	2:01.889	36.038	48.600	37.251	214.7	12:14.118							
3	1:58.025	37.695	43.717	36.613	224.9	14:12.143							
4	1:51.235	32.563	42.619	36.053	226.8	16:03.378							
5	1:50.235	32.460	42.024	35.751	228.2	17:53.613							
6	1:50.802	32.729	42.347	35.726	229.2	19:44.415							
7	1:49.637	32.076	41.878	35.683	229.2	21:34.052							
8	1:49.769	32.100	41.933	35.736	229.6	23:23.821							
9	1:49.135	31.987	41.630	35.518	229.6	25:12.956							
10	1:49.287	32.010	41.697	35.580	229.6	27:02.243							
11	1:49.197	31.978	41.708	35.511	229.6	28:51.440							
12	1:48.864	31.841	41.495	35.528	229.6	30:40.304							
19 MARTA GARCIA ESP													
MP MOTORSPORT TATUUS T014													
1	9:58.719	8:29.389	50.066	39.264	142.8	9:58.719							
2	1:58.824	36.744	44.729	37.351	185.5	11:57.543							
3	1:53.251	33.772	43.225	36.254	216.0	13:50.794							
4	1:51.323	32.763	42.500	36.060	224.4	15:42.117							
5	1:50.449	32.508	42.156	35.785	226.3	17:32.566							



F4 Spanish Championship
 Circuit de Barcelona - Catalunya
 Qualifying

Analysis

■ Personal Best ■ Session Best B Crossing the finish line in pit lane

Lap	Time	Sector 1	Sector 2	Sector 3	T. Spd	Elapsed	Lap	Time	Sector 1	Sector 2	Sector 3	T. Spd	Elapsed
6	1:49.684	32.340	41.780	35.564	224.9	19:22.250	12	1:49.237	32.121	41.815	35.301	230.1	27:31.595
7	1:49.441	32.138	41.810	35.493	227.7	21:11.691	13	1:51.961	34.006	42.011	35.944	229.2	29:23.556
8	1:49.082	32.078	41.604	35.400	227.7	23:00.773	14	1:49.319	32.003	41.906	35.410	229.6	31:12.875
9	1:48.943	31.987	41.527	35.429	228.2	24:49.716							
10	1:48.854	31.946	41.547	35.361	228.2	26:38.570							
11	1:48.864	32.009	41.450	35.405	228.2	28:27.434							
12	1:48.652	31.885	41.472	35.295	228.2	30:16.086							

22 SAMI-MATTI TROGEN FIN
 SMP RACING TATUUS T014

1	2:42.796	1:17.240	47.255	38.301	144.3	2:42.796
2	1:56.464	35.103	44.426	36.935	201.3	4:39.260
3	1:53.141	33.594	43.206	36.341	220.4	6:32.401
4	1:51.707	32.890	42.699	36.118	222.6	8:24.108
5	1:51.020	32.694	42.481	35.845	223.1	10:15.128
6	1:50.541	32.645	42.266	35.630	224.9	12:05.669
7	2:00.967 B	32.607	42.167	46.193	224.4	14:06.636
8	4:01.427	2:35.875	46.970	38.582	106.6	18:08.063
9	2:01.968	39.922	45.261	36.785	213.5	20:10.031
10	1:51.751	32.863	43.027	35.861	224.9	22:01.782
11	1:50.197	32.359	42.222	35.616	225.8	23:51.979
12	1:49.586	32.337	41.825	35.424	224.9	25:41.565
13	1:49.097	32.203	41.625	35.269	224.9	27:30.662
14	1:48.885	32.073	41.553	35.254	225.8	29:19.547
15	1:49.188	32.126	41.602	35.460	224.9	31:08.735

58 JAVIER GONZALEZ MEX
 DRIVEX SCHOOL TATUUS T014

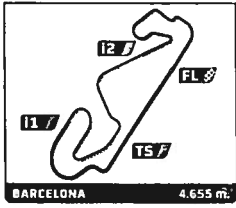
1	2:47.847	1:19.919	48.526	39.402	167.3	2:47.847
2	1:55.175	34.234	43.949	36.992	222.6	4:43.022
3	1:53.059	33.309	43.264	36.486	226.8	6:36.081
4	1:51.111	32.643	42.438	36.030	227.2	8:27.192
5	1:59.598 B	32.703	43.093	43.802	228.2	10:26.790
6	4:15.933	2:52.002	46.079	37.852	171.8	14:42.723
7	1:53.016	33.456	43.127	36.433	227.2	16:35.739
8	1:50.709	32.516	42.296	35.897	227.7	18:26.448
9	1:50.249	32.360	42.200	35.689	227.7	20:16.697
10	1:49.505	32.183	41.815	35.507	229.2	22:06.202
11	1:49.000	31.884	41.698	35.418	229.2	23:55.202
12	1:48.834	31.908	41.597	35.329	230.1	25:44.036
13	1:48.800	31.803	41.545	35.452	230.6	27:32.836
14	1:48.810	31.864	41.605	35.341	231.1	29:21.646
15	1:48.480	31.779	41.468	35.283	229.6	31:10.126

88 IVAN BERETS RUS
 DRIVEX SCHOOL TATUUS T014

1	2:56.179	1:26.220	50.393	39.566	142.6	2:56.179
2	1:56.255	34.963	44.228	37.064	220.4	4:52.434
3	1:53.178	33.174	43.431	36.573	225.8	6:45.612
4	1:51.247	32.614	42.649	35.984	226.3	8:36.859
5	1:59.176 B	32.634	42.552	43.990	226.8	10:36.035
6	5:37.168	4:09.126	49.616	38.426	169.4	16:13.203
7	1:57.136	36.585	44.110	36.441	174.8	18:10.339
8	1:55.493	36.130	43.370	35.993	226.3	20:05.832
9	1:53.213	34.628	42.749	35.836	226.8	21:59.045
10	1:53.669	33.833	44.088	35.748	226.8	23:52.714
11	1:49.644	32.202	42.005	35.437	230.6	25:42.358


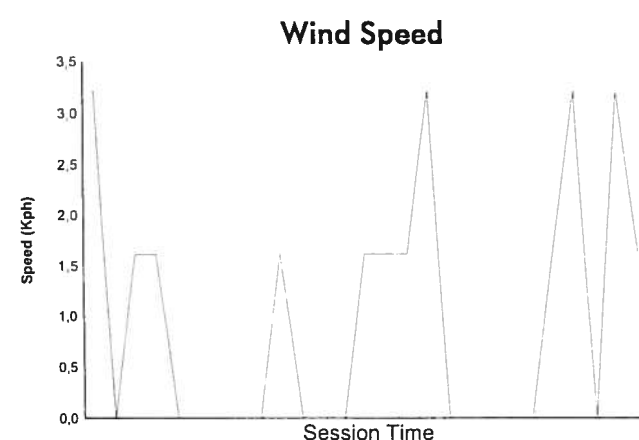
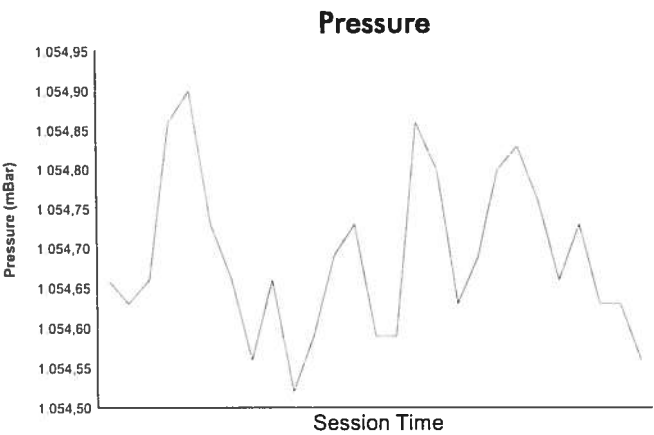
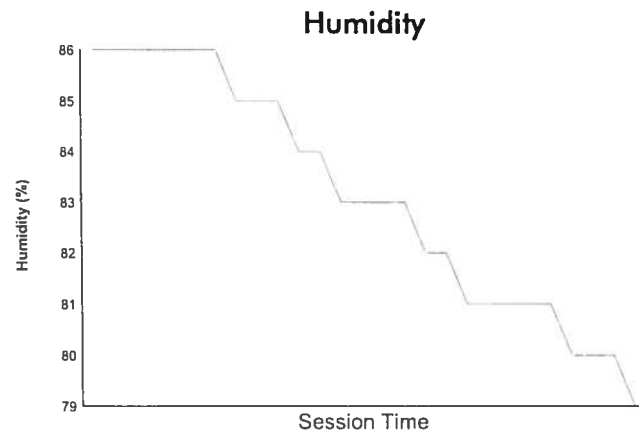
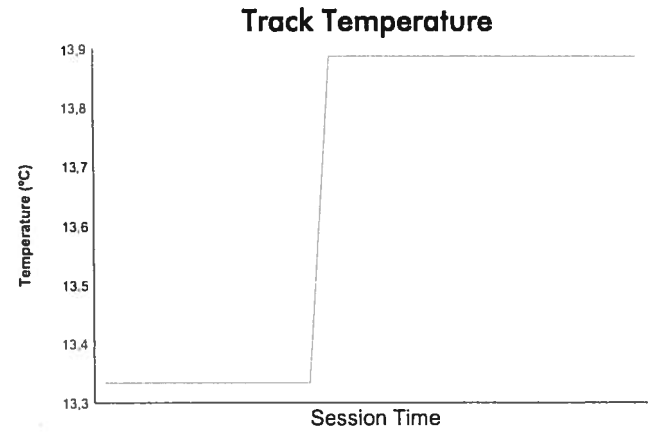
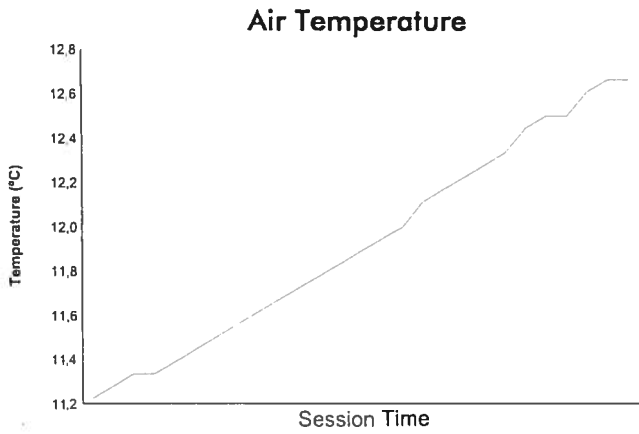
99 JAKES CAOUETTE CAN
 DRIVEX SCHOOL TATUUS T014

1	2:55.597	1:23.086	50.004	42.507	165.0	2:55.597
2	2:31.974 B	35.800	45.964	1:10.210	224.0	5:27.571
3	5:30.423	4:01.959	48.425	40.039	161.6	10:57.994
4	1:58.547	34.643	45.621	38.283	223.5	12:56.541
5	1:54.523	33.951	43.768	36.804	224.9	14:51.064
6	1:53.664	33.347	43.601	36.716	228.2	16:44.728
7	1:52.213	32.901	43.043	36.269	227.7	18:36.941
8	1:52.047	32.668	43.023	36.356	227.7	20:28.988
9	1:51.420	32.888	42.444	36.088	227.7	22:20.408
10	1:50.277	32.515	42.083	35.679	228.7	24:10.685
11	1:51.452	32.383	43.325	35.744	227.7	26:02.137
12	1:49.942	32.243	41.946	35.753	229.2	27:52.079
13	1:49.998	32.197	41.873	35.928	228.7	29:42.077
14	1:49.782	32.196	41.899	35.687	228.7	31:31.859



Circuit de Barcelona - Catalunya
 F4 Spanish Championship
 Qualifying

Weather Report



Track Status: **DRY**